


# DUPONT™ TYVEK® UV FAÇADE / FAÇADE PLUS

## Protection for open and ventilated rainscreen cladding



Tyvek® micro fibres offer proven durability

### Permanent protection for open and ventilated rainscreen cladding

Tyvek® UV Façade is an advanced protective membrane specifically designed to meet the needs of open or ventilated cladding construction. It protects both the insulation and the structure of such installations from sunlight, wind and moisture. Tyvek® UV Façade Plus is supplied with an integral lap tape offering greater ease of installation.

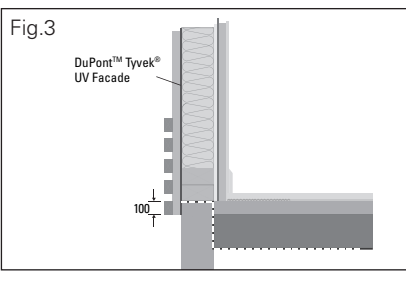
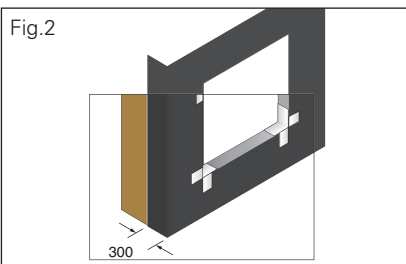
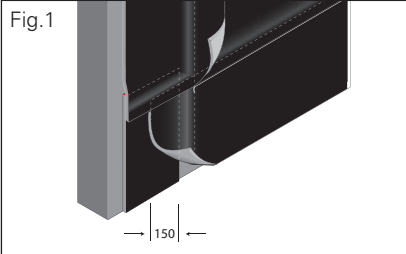
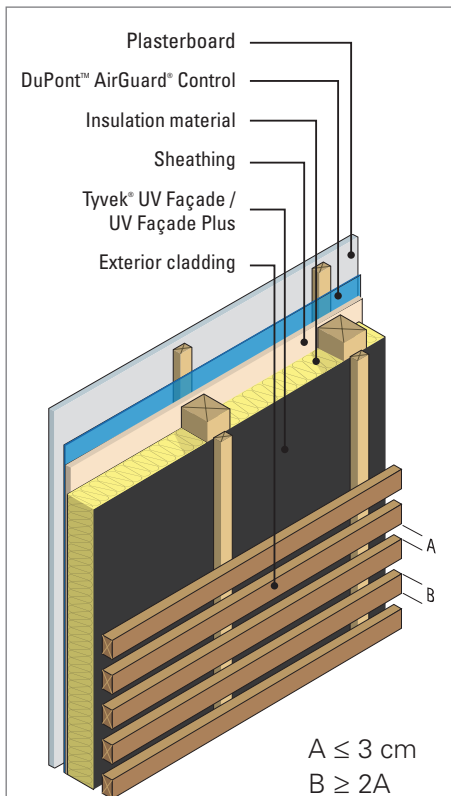
### Outstanding properties of Tyvek® UV Façade

- Spunbonded membrane with high density polyethylene and plain black polypropylene
- A functional layer of ca. 220 µm
- Suitable for open-jointed or ventilated cladding in timber, metal, masonry and other materials
- For open joint widths of up to 3 cm
- **CE** marking for use behind open jointed cladding
- According to EN13859-2, the membrane has passed an artificial ageing test under UV of 5000 hrs (for a standard wall/roof application it is 336 hrs), followed by a 90 day exposure to 70° C. The membrane maintained full performance.
- Windtight, water resistant and vapour-open
- Improves the airtightness of the construction
- Lightweight, flexible and easy to install
- Long-term reliability

### Tyvek®, a proven material

- Exceptional properties for moisture management in buildings
- Employs unique membrane technology
- Vapour-open with excellent resistance to UV
- Robust to withstand site handling
- Exceptional durability validated by continuous testing
- Over 40 years of experience worldwide

# DUPONT™ TYVEK® UV FAÇADE PLUS



## Specifications

Style name	2524B
Roll size	1,50 m x 50 m, 15 kg 3,00 m x 50 m, 30 kg
Mass per unit area	195 g/m <sup>2</sup>
Water vapour transmission value (sd)	0,035 m
Maximum tensile force MD	410 N / 50 mm
Maximum tensile force XD	340 N / 50 mm
Resistance to tearing MD	300 N
Resistance to tearing XD	340 N
Fire class	E
Temperature resistance	-40°C / +80°C
Product- / Functional layer thickness	600 / 220 µm
CE marking for facades with open joints	Yes

## INSTALLATION GUIDELINES

We recommend that the external cladding is completed as soon as possible after the installation of Tyvek® UV Façade.

Vertical or horizontal joint widths (A) should be max 3 cm. Additionally, the width of the cladding should be at least twice the size of the joint width  $B \geq 2A$ .

Our website features complete technical data, including the test results of artificial ageing.

During installation the corners of windows and doors should be made good with with Tyvek® UV Façade Tape. (Fig. 2)

Where a vertical lap occurs, such as when applying a new 'run' or when forming a repair 'patch' the overlap must be at least 150 mm and sealed by a vertical batten. Horizontal laps must be a minimum of 100 mm. Where these minimum overlaps cannot be achieved or where the vertical overlap cannot be achieved under a batten, they should be sealed with Tyvek® Double-sided Acrylic Tape or Tyvek® UV Façade Tape. (Fig. 1)

DuPont™ Tyvek® UV Façade must be fixed to the lowest element of the frame with an overlap of 100 mm, which must be sealed to the base with Tyvek® Double-sided Acrylic Tape. (Fig. 3)

For further advice and information please contact us.

DuPont Protection Solutions,  
BBSP1, Bristol & Bath Science Park  
Dirac Crescent - Emersons Green  
Bristol. BS16 7FR  
Tel 08444 068 722

[www.construction.tyvek.co.uk](http://www.construction.tyvek.co.uk)



FOR  
GREATER  
GOOD™